




IDC Digital Accelerate Events

Digital Events Platform Introduction



The screenshot shows a Hopin event interface with four video thumbnails. The top-left thumbnail shows a man with a chat bubble from Jackie saying "This is a great talk 😊" at 12:00 PM. The top-right thumbnail shows a woman. The bottom-left thumbnail shows a man making a peace sign with a chat bubble from Michael saying "Hello! We're starting!" at 12:02 PM. The bottom-right thumbnail shows a woman. A "Time Left" indicator at the bottom shows "2d:12h:33m".

What is Hopin?

Hopin is the first all-in-one live online events platform where attendees can learn, interact, and connect with people from anywhere in the world.

Mirror the in-person event experience almost exactly, more sustainably, accessibly, and safely.

With Hopin, you can create live online events that are interactive and personal.

Whether you're hosting a live training workshop, bringing your company's remote team together, or launching a full-scale digital conference, it's easy to create an engaging Hopin event for hundreds of thousands of people.

At a Hopin event, your attendees can network one-on-one, break out into group sessions, watch keynote presentations, send chat messages and polls, and explore interactive expo areas. There's even a private virtual backstage for your speakers.

Hopin List of Features

Stage.

The Hopin Stage lets you broadcast a speaker presentation to hundreds of thousands of people on live video (or pre-recorded). Like a webinar but better, the Stage is where everyone gathers to learn and listen to insightful talks. Up to six people can be on stage at once.

Backstage.

The Hopin Backstage is a private live video portal where organisers and speakers meet before going live. When ready, the organiser clicks "Broadcast to Stage" and everyone and everything in the Backstage is broadcast live to the Stage, for all attendees to watch and listen. It's just like a stage and backstage in real life!

Live chat and DMs.

There are multiple chat modes at a Hopin event. First, there is the live global event chat where everybody is messaging everybody. Second, there are the Session chats where each session has its own group chat. Third, there are private DMs between users. Finally, there is a Backstage chat for coordinating privately with staff and speakers. For security, organisers can mute and block users who are acting out of line.

Polls.

Organisers can drop polls during the event for multiple choice feedback from attendees.

Networking.

Similar to a professional "Chat Roulette" interface, the Hopin Networking segment is where attendees randomly meet with each other one-on-one over live video. It's amazing for building connections and growing one's network. Organisers can set how long these meetings last and can also designate certain ticket holders to meet. For example, your event could have "Employer" and "Job Seeker" as ticket types, and you can make it so that Employers only meet Job Seekers, not other Employers, and the same for Job Seekers.

Make connections.

During one-on-one Networking meetings, attendees can click Connect. If both people click Connect, a connection is made, just like exchanging business cards. At the end of an event, attendees see their new connections and contact information for easy following up.

Sessions.

The third segment type, Hopin Sessions are essentially group breakout discussions. Organisers can set up as many sessions as they want, and attendees can create their own during an event, too. Up to ten people can join a "virtual roundtable" and participate in the discussion. Attendees also have the option to just watch a session, without joining by video chat, if they wish.

Polls.

Organisers can drop polls during the event for multiple choice feedback from attendees.

Joining Step By Step

A simple guide for your best experience

IDC igital Accelerate Events

Conference Landing Page

IDC Financial Forum 2020 Online

Nov 12, 9:15AM to Nov 12, 2:00PM EEST



Description Sponsors Schedule Booths

Having reached the fourth edition, IDC Financial Forum is the only IDC event dedicated to the financial services ecosystem in Romania. The Forum aims to guide financial institutions in their on-going transformations towards a connected core.

Through our specialized insights and thought-leadership sharing from top executives, the Forum helps attending organizations, vendors, and customers alike, to better prepare for open, agile, and dynamic financial services. We work directly with CxOs to ensure we share with you their priorities and insights. The dialogue we create with key stakeholders from the industry helps us, deep-dive, into the right priorities and relevant content for the event.

Join us on November 12th Online to hear industry-leading voices speak and immerse yourself in insight.

Proudly Supported By



Schedule

Nov 12 9:30AM-10:00AM - Expo
Entering & Exploring the Platform

Booths



Tickets

Free

Already registered? [Log In](#) to access the event

- IDC Team Member **Free**
- Vendor (Non Event Sponsor) **Free**
- Event Sponsor Participant **Free**
- End User Participant **Free**

Checkout

Hosted by
IDC

Share on

[in](#) [t](#) [f](#) [m](#)



Information about the Event

Event Sponsors

Entering the Event

Schedule of the Event

Event Sponsors

How to access the event on Hopin

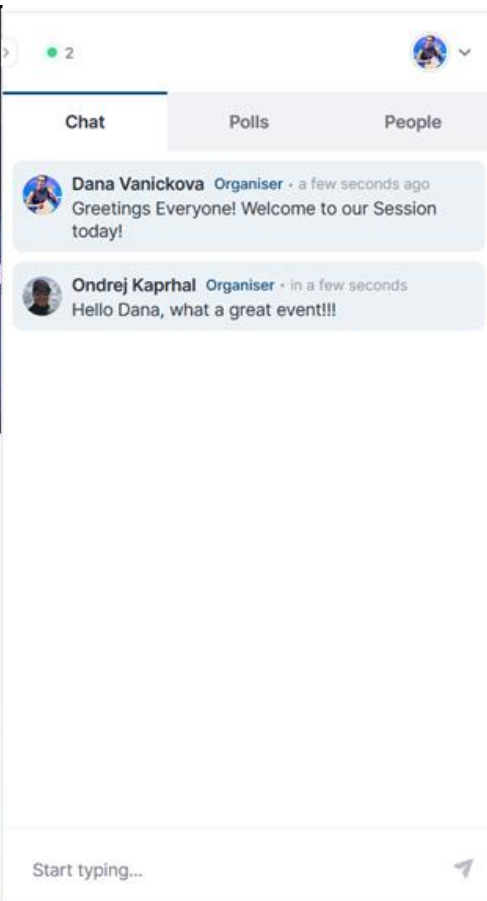
Use the unique link that will take you directly to the event page (a unique link will be sent by IDC organizers to all participants)

The Forum will be hosted on Hopin. To enter the event you must access the unique link below or the one from the location of this meeting :

[ACCESS THE EVENT →](#)



Event Reception Area



- Interactivity
- Chat – main event chat
 - Polls – respond to polls posted by IDC
 - People (Private messages to attendees)

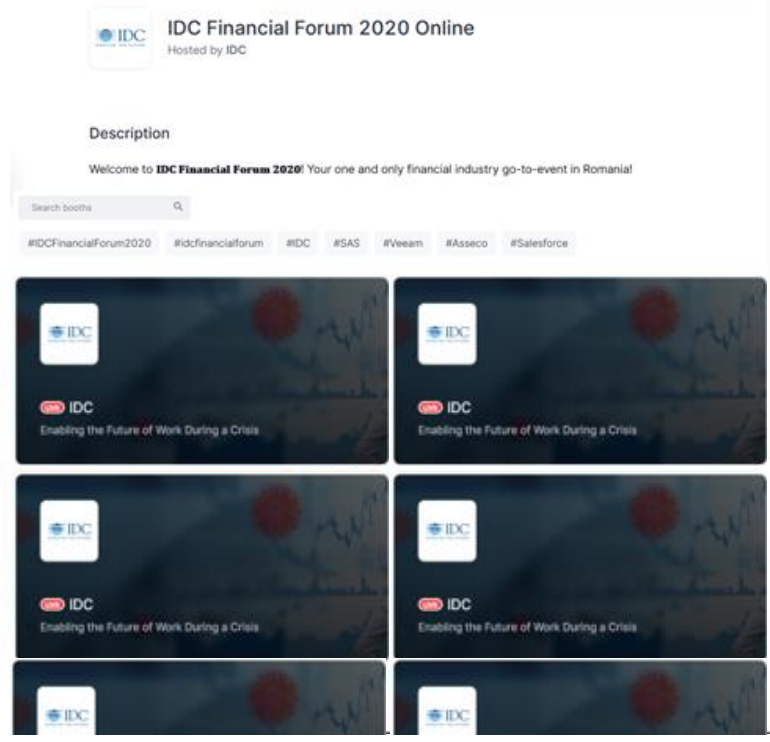
Entry Way to Stage (where speakers will present)



Networking | Speed network with event attendees for 3 minutes



Event Expo| Explore our partner's expo booths and learn more about their capabilities



Expo Area Explained

A simple guide for your best experience

If you are sharing audio & video within an expo-booth:

IDC Financial Forum 2020 Online IDC

Preview Mode

Veeam Software

1 / 10 1 Leave

1/10 people have shared audio & video in the booth

This shows how many people are watching you now.

Stop Sharing Audio & Video

Enable / Disable your microphone

Share Your Screen

Enable / Disable your camera

Reception

Stage

Networking

Expo

Booth Chat Polls People

Veeam Software

Cloud Data Management

Throughout the years, Veeam® has pioneered innovative solutions that enable businesses to meet modern data demands, achieving the highest customer satisfaction ... [Show More](#)

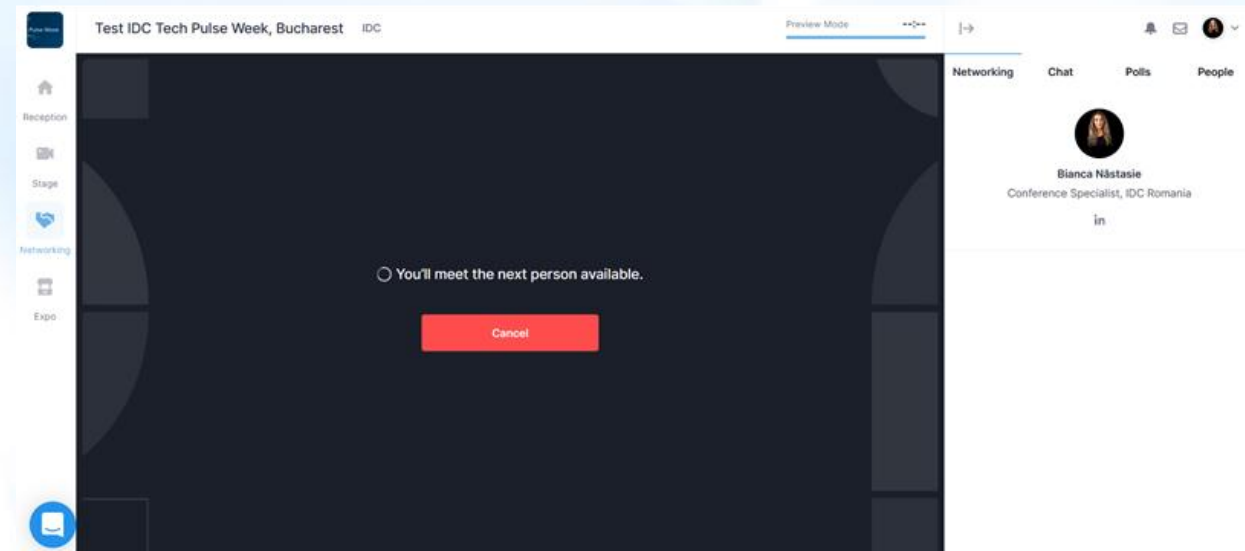
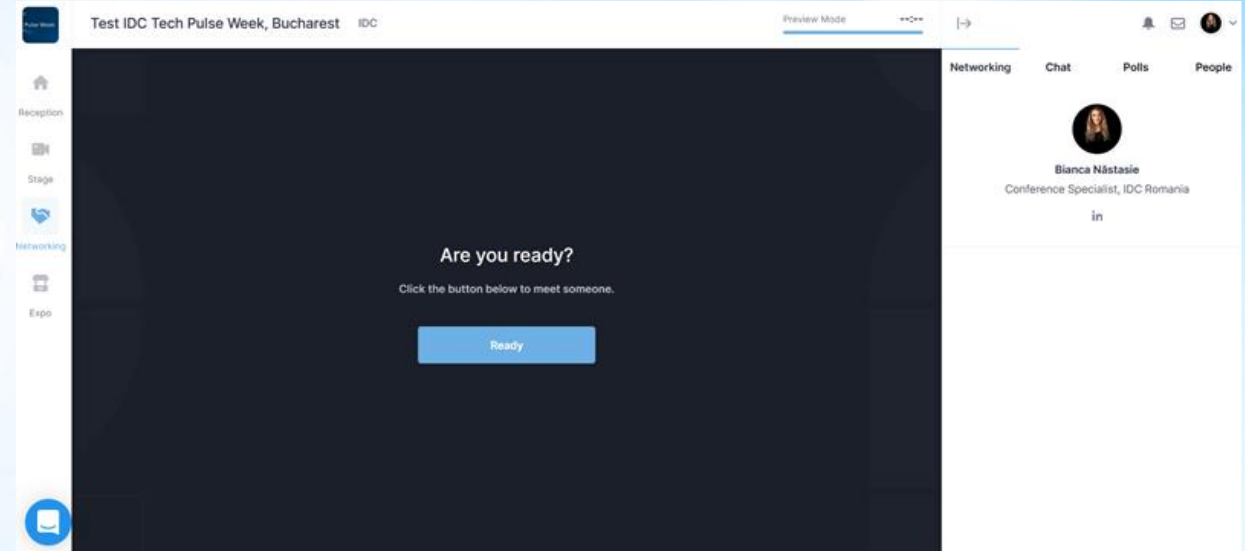
Register Interest

Networking Explained

A simple guide for your best experience

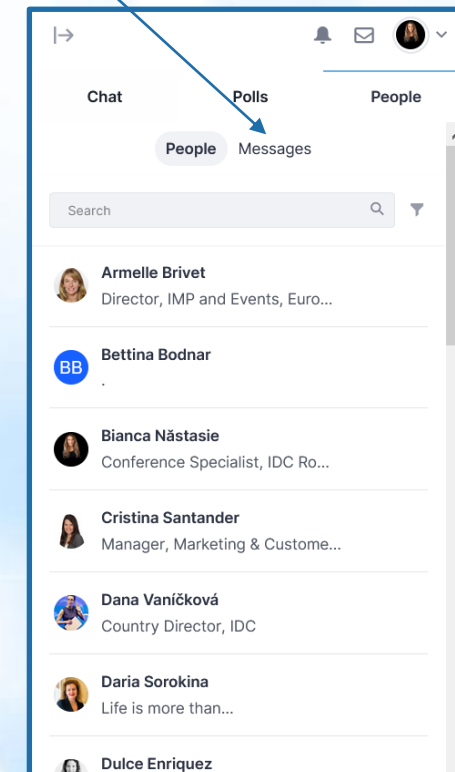
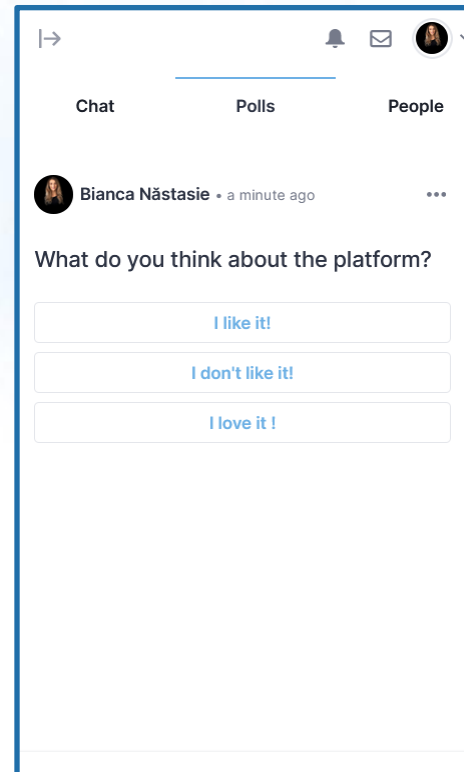
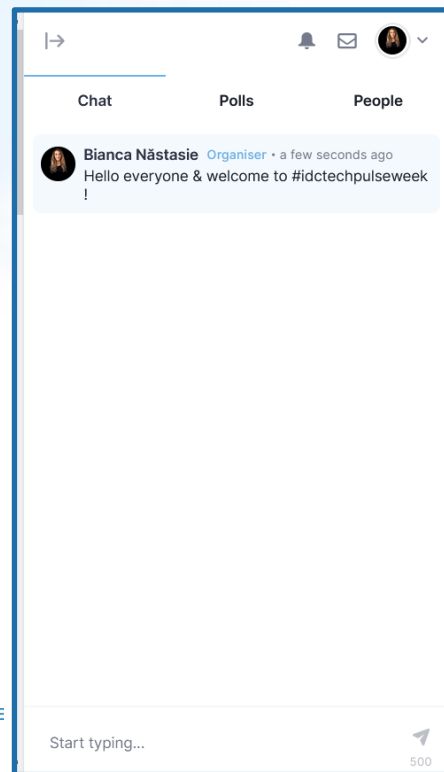
Networking Explained:

- ➔ While in the networking section. You must click on Ready to start meeting with other attendees.
- ➔ If at the same time other people press the ready button you will be randomly matched with one of these persons.
- ➔ You will have 3 minutes at your disposal to chat and then you will be connected to another person.
- ➔ If you want to further discuss with someone, you can search in the people section and send a private message to that specific person.



Chat | Polls | People

- ✧ The platform has a **CHAT** section where you can interact with us and the other attendees. The messages posted here will be visible to all event attendees.
- ✧ We will be providing you also with some polls under the **POLLS** section, where you can respond.
- ✧ You can also connect to a specific attendee by sending a private message under **PEOPLE** section. You can search a specific contact or scroll down the list and see who else is there. If you send or receive a message, the conversation can be found under People-> Message's sub-tab.



Thank You!